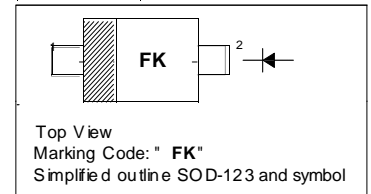


Surface Mount Schottky Barrier Diode

PINNING

PIN	DESCRIPTION
1	Cathode
2	Anode



Absolute Maximum Ratings ($T_a = 25\text{ }^\circ\text{C}$)

Parameter	Symbol	Value	Unit
Peak Repetitive Reverse Voltage	V_{RRM}	30	V
Average Forward Current	$I_{F(AV)}$	1.0	A
Non-Repetitive Peak One Cycle Surge Forward Current at 50 Hz at 60 Hz	I_{FSM}	20 22	A
Junction Temperature Range	T_j	- 40 to + 125	$^\circ\text{C}$
Storage Temperature Range	T_{stg}	- 40 to + 125	$^\circ\text{C}$

Characteristics at $T_a = 25\text{ }^\circ\text{C}$

Parameter	Symbol	Typ.	Max.	Unit
Peak Forward Voltage at $I_{FM} = 0.1\text{ A}$ at $I_{FM} = 0.7\text{ A}$ at $I_{FM} = 1\text{ A}$	V_{FM}	0.25 0.33 0.36	- 0.37 -	V
Repetitive Peak Reverse Current at $V_{RRM} = 30\text{ V}$	I_{RRM}	-	1.5	mA
Junction Capacitance at $V_R = 10\text{ V}$, $f = 1\text{ MHz}$	C_J	40	-	pF



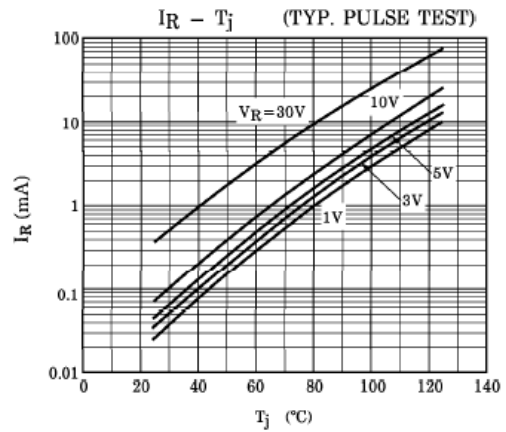
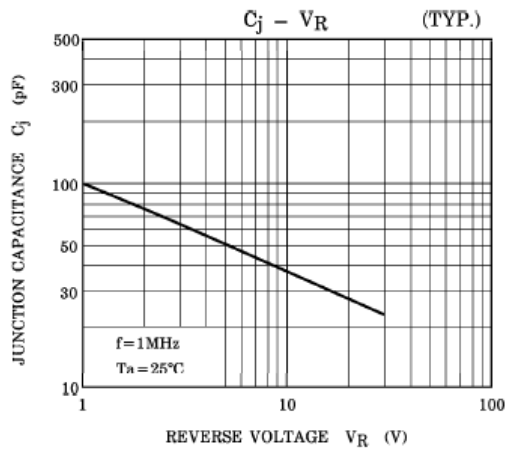
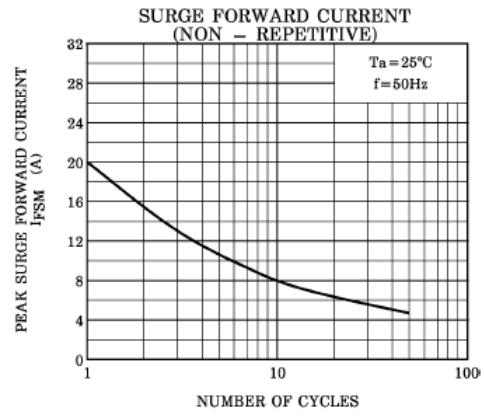
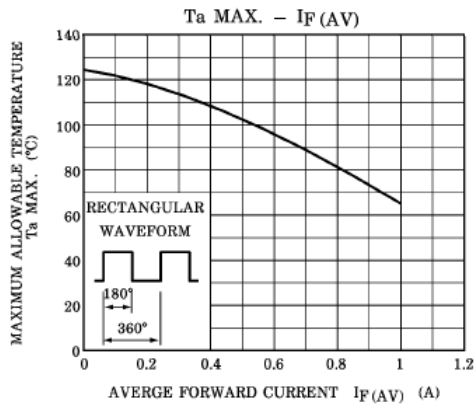
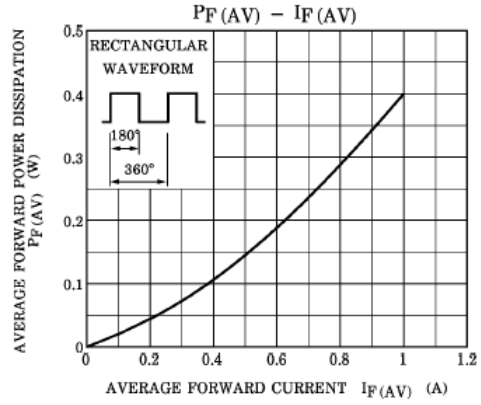
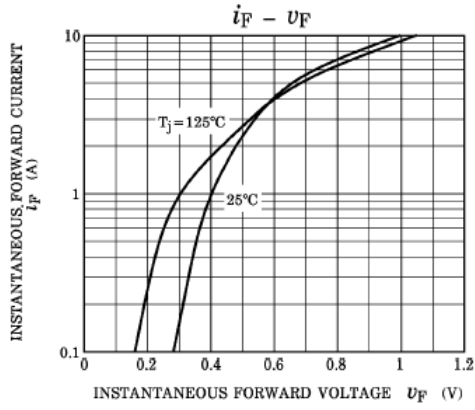
CHINA BASE
INTERNATIONAL

SOD-123

CRS01W



www.china-base.com.hk





CHINA BASE
INTERNATIONAL

SOD-123

CRS01W

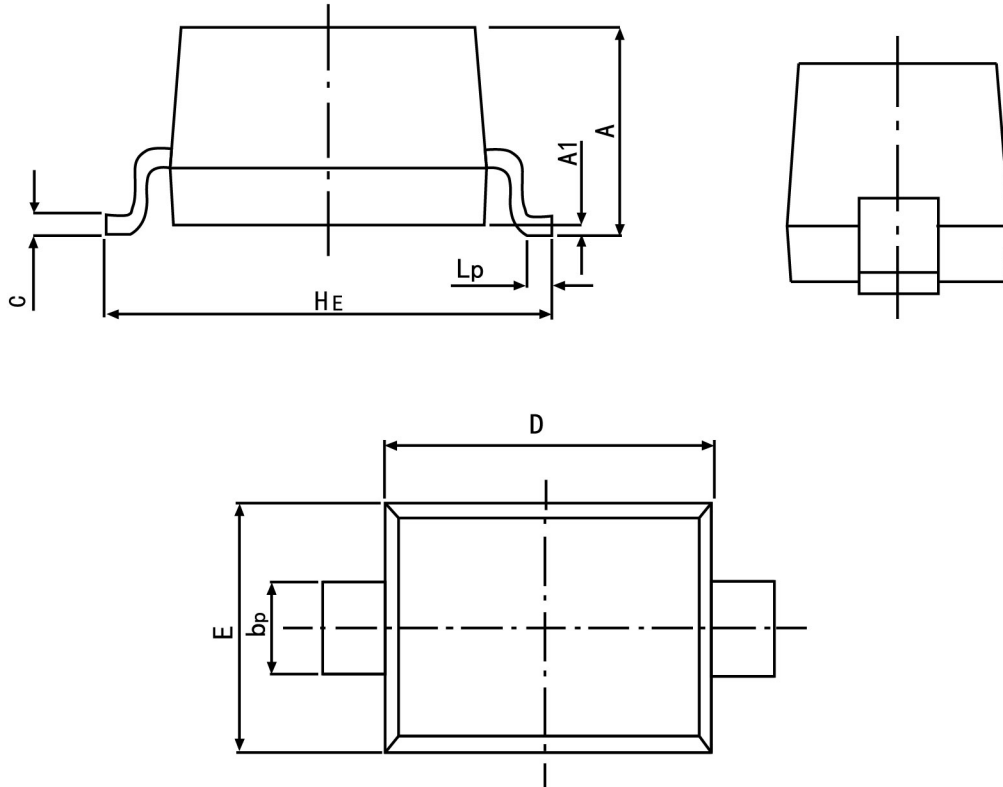


www.china-base.com.hk

PACKAGE OUTLINE

Plastic surface mounted package; 2 leads

SOD-123



Symbol	Dimension in Millimeters	
	Min	Max
A	0.90	1.20
bp	0.50	0.60
C	0.100	0.135
D	2.55	2.75
E	1.55	1.65
HE	3.55	3.85
A1	0.01	0.10
Lp	0.20	0.50